



temporary
orthodontic
micro
anchorage
system

Thomas[®]

experience & passion.

D
DENTAURUM
1886

"The wide range of indications offers solutions for many cases."

"Reliable, precise, complete. Everything I need."

"Inserting the tomas[®]-pin is very simple! I do it myself in my dental practice."






"Easy to handle and safe to use - that convinces me and my team!"





„Treatment with the tomas® system is very comfortable - for me and for my patients.“


The complete system
for all indications.

-  **Quick and easy to fit**
-  **Coordinated accessories**
-  **Effective around the clock - day and night**
-  **No patient cooperation required**
-  **Perfect biomechanics**

The tomas® system has been one of the leading skeletal anchorage systems for many years. Users value its easy handling and high reliability. With the tomas®-pin SD (Self-Drilling) and tomas®-pin EP (Elastic Palatal) and a selection of abutments for direct and indirect coupling we have taken all requirements for a modern system into account. Be it distalization, mesialization, intrusion, palatal expansion or indirect anchorage: tomas® has something to offer both the beginner and the professional in skeletal anchorage systems.



tomas[®]-pin



Height 2.7 mm



Familiar bracket design

Head with 22 cross slot with undercut

Hex 2.5

Gingival collar with depth stop

High biocompatibility

3 thread lengths

■ 6,0 mm ■ 8,0 mm ■ 10,0 mm



tomas[®]-pin SD (sterile)

- REF 302-106-00
- REF 302-108-00
- REF 302-110-00

tomas[®]-pin SD N (non-sterile)

- REF 302-106-10/-30
- REF 302-108-10/-30
- REF 302-110-10/-30

Self-drilling thread

tomas[®]-pin

EP
Elastic Palatal

Smooth head

New head design in mushroom shape

Hex 2.5

Height 3.4 mm

Gingival collar with depth stop

High biocompatibility

3 thread lengths

□ 6,0 mm

■ 8,0 mm

■ 10,0 mm



Self-drilling thread

tomas[®]-pin EP (sterile)

□ REF 302-206-00

■ REF 302-208-00

■ REF 302-210-00

tomas[®]-pin EP N (non-sterile)

REF 302-206-10/-30

REF 302-208-10/-30

REF 302-210-10/-30

The tomas® system has been continuously developed over the years in order to expand the range of indications, such as its use in the palatal region. Various tomas®-abutments have been added that can be coupled with the pins. The tomas®-auxiliaries portfolio for direct and indirect anchorage has also been revised and newly assembled.

Advantages

- Components optimally coordinated
- Easy-to-use, comprehensive, complete system



tomas®-pin SD: Head with 22 cross slot with undercut

Easy to use like a conventional bracket. The coupling elements are fixed in place using a drop of adhesive.



Gingival collar in proven design

Proven design of conical, machine-polished gingival collar - optimal, close gingival adaptation prevents unwelcome irritations.



Perceptible depth stop

Ensures maximum insertion depth is maintained during insertion in patient's mouth giving higher primary stability in the bone.

THE PINS



Self-drilling thread

Pre-drilling not necessary:
saves time and gives high
primary stability.



High biocompatibility

Material from the field of
implantology (titanium grade 5).



tomas®-pin EP:

Head design in mushroom shape

For easy fitting of elastic
elements (e.g. springs, rings,
chains); ideally suitable for
palatal insertion.

One system, many possibilities.

The tomas® anchorage system is adapted to both pin versions. With tomas®-auxiliaries and tomas®-abutments, it offers many individual components to make different appliances for direct and indirect coupling.



¹ Distalization with amda®



^{1,2} Distalization with amda®



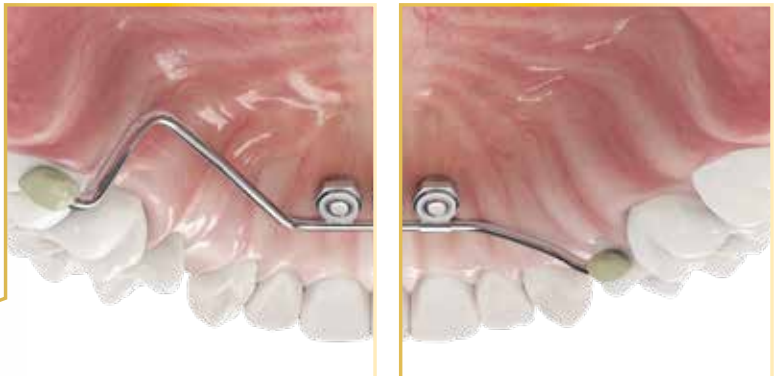
¹ Mesialization with amda®



➔ Scan the QR-Code to learn more about tomas® applications and treatment forms.



Intrusion



Indirect anchorage



Palatal expansion

tomas[®] sets

tomas[®]-tool set S
REF 302-251-00



tomas[®]-tool set XL
REF 302-151-00



tomas[®] kits

tomas[®]-auxiliary kit
REF 302-001-20




tomas[®]-abutment kit
REF 302-050-00



THE COMPLETE SYSTEM

tomas[®] accessories

tomas[®]-tool tray
REF 302-156-00




Manually turned unit
mod. acc. to Pauls
REF 302-004-81

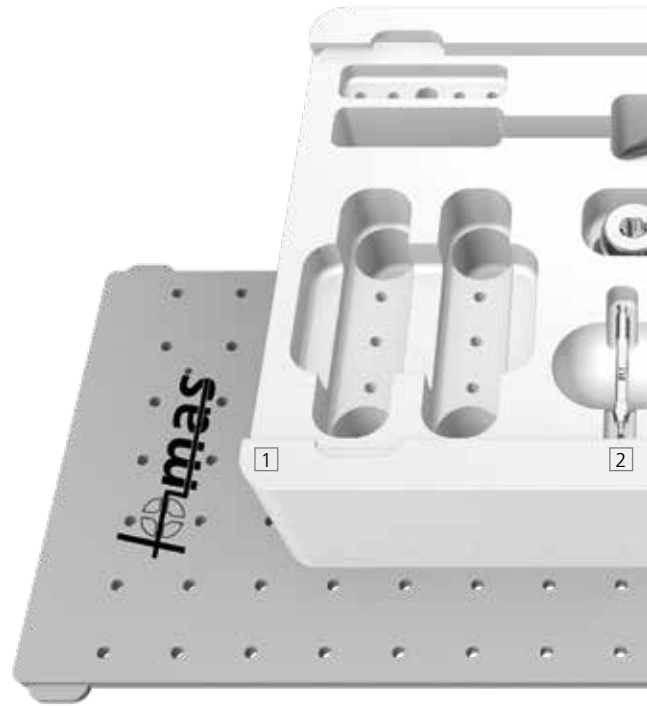


amda[®] starter set

amda[®] distalization appliance
starter set
REF 607-180-00



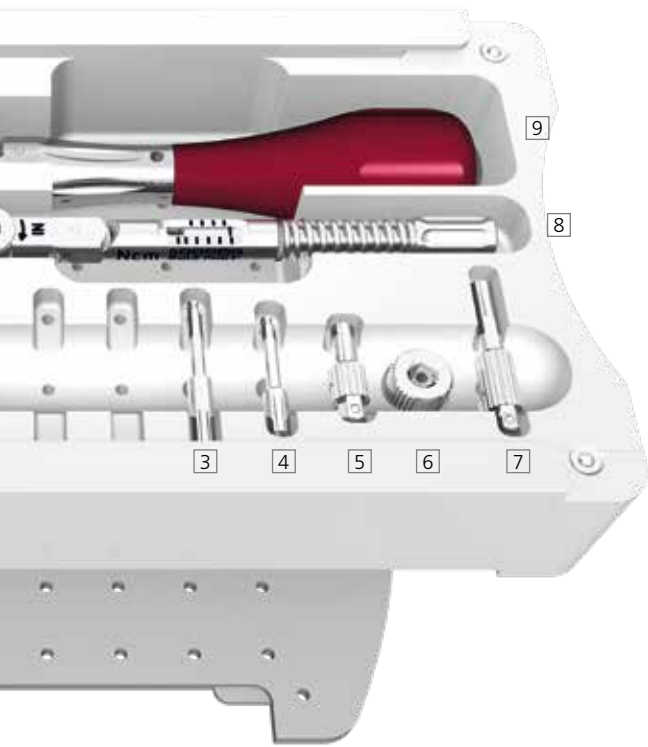
TOOL SET S



Specially coordinated instruments that users have tried and tested are available for the insertion of the tomas®-pin SD and tomas®-pin EP. They ensure safe insertion of the pins. All instruments can be stored and prepared in the tomas®-tool tray.

The tomas®-tool set S includes the most important instruments for insertion.

	tomas®-tool set S	REF 302-251-00
1	tomas®-tool tray	REF 302-156-00
2	tomas®-drill SD 1.1	REF 302-103-00
3	tomas®-guide driver	REF 302-080-00
9	tomas®-screwdriver	REF 302-004-10



TOOL SET XL

The tomas®-tool set XL contains all instruments for manual and mechanical insertion.

	tomas®-tool set XL	REF 302-151-00
1	tomas®-tool tray	REF 302-156-00
2	tomas®-drill SD 1.1	REF 302-103-00
3	tomas®-guide driver	REF 302-080-00
4	tomas®-driver	REF 302-004-50
5	tomas®-applicator	REF 302-004-20
6	tomas®-wheel	REF 302-004-30
7	tomas®-applicator, long version	REF 302-004-70
8	tomas®-torque ratchet	REF 302-004-41
9	tomas®-screwdriver	REF 302-004-10



6



4



5



7



8



With tomas®-auxiliaries and tomas®-abutments, the tomas® anchorage system offers various individual components to make different appliances for direct and indirect coupling - optimally adapted to tomas®-pin SD and EP.

With the tomas®-transfer cap and the tomas®-laboratory pin, the appliance can be built in the laboratory and the situation in the mouth can be recreated on the model. The tomas®-transfer cap can also be used for temporary crowns.

- ➔ tomas® coupling elements are also available in practical kits. These contain the most important components needed to quickly and easily manufacture standard appliances.



THE COUPLING ELEMENTS

tomas[®]-abutments

The tomas[®]-abutments are coupled via an innovative snap mechanism. They have been especially designed to fit on the hexagon head of the tomas[®]-pin. When pressed lightly, the abutment snaps into place on the hexagon of the tomas[®]-pin.

The tomas[®]-abutments with attachments (tubes, wires etc.) are able to counteract divergencies in the insertion direction of up to 10° per tomas[®]-pin.


















tomas[®]-auxiliaries

tomas[®]-auxiliaries are elements such as springs, hooks and chains. When using the tomas[®]-pin SD, the tomas[®]-auxiliaries (e.g. square wires, springs etc.) can be fixed using a drop of adhesive which can be removed with Weingart pliers after treatment.



Product overview









tomas®-abutments

Figure	Description	Quantity	REF	Kit
	tomas®-abutment universal	2 pieces	302-025-00	x
	tomas®-abutment tube 1.1	1 piece	302-025-11	x
	tomas®-abutment tube 1.5	1 piece	302-025-15	x
	tomas®-RPE eyelet	12 pieces + 2 holders	302-602-00	
	tomas®-abutment double tube 1.5	1 piece	302-025-30	
	tomas®-abutment tube square 22	1 piece	302-025-22	x
	tomas®-abutment wire 6	1 piece	302-025-06	x
	tomas®-abutment wire 12	1 piece	302-025-12	x
	tomas®-abutment U-wire	1 piece	302-025-21	
	tomas®-abutment median, (double tube 1.5 and U-wire)	1 pair	302-025-51	
	tomas®-abutment plain	1 piece	302-026-00	x
	tomas®-abutment EP	2 pieces	302-027-00	x
	tomas®-transfer cap	2 pieces	302-028-01	x
	tomas®-laboratory pin EP	1 piece	302-029-01	x
	tomas®-laboratory pin SD	1 piece	302-030-01	x















tomas®-auxiliaries

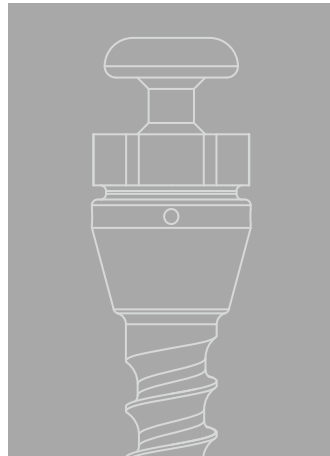
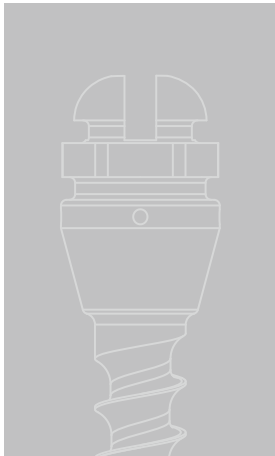
Figure	Description	Quantity	REF	Kit
	tomas®-coil spring, light (8 mm) Code blue (nickel-titanium tension spring)	10 pieces	302-012-00	x
	tomas®-coil spring, medium (8 mm) Code yellow (nickel-titanium tension spring)	10 pieces	302-012-10	x
	tomas®-coil spring, heavy (8 mm) Code red (nickel-titanium tension spring)	10 pieces	302-012-20	x
	SUPER Elasto-Force plastic chain, without connector, transparent	1 roll	774-221-01	
	tomas®-uprighting spring	10 pieces	302-009-00	x
	rematitan® LITE compression spring	3 pieces	758-361-00	x
	tomas®-stop screw (stop screw, without hexagon socket key)	10 pieces	302-013-01	x
	Hexagon socket key 0.9	1 piece	607-129-00	x
	tomas®-slotted stop 18 (stop tube, slotted, for the slot 18 technique)	100 pieces	302-022-18	
	tomas®-slotted stop 22 (stop tube, slotted, for the slot 22 technique)	100 pieces	302-022-22	
	tomas®-hook	10 pieces	302-009-10	

tomas®-auxiliaries

Figure	Description	Quantity	REF	Kit
	tomas®-T-wire	10 pieces	302-024-00	x
	tomas®-cross tube 18 (cross tube, slot 18 technique)	10 pieces	302-014-18	
	tomas®-cross tube 22 (cross tube, slot 22 technique)	10 pieces	302-014-22	
	tomas®-power arm, square (crimping tube with wire, square)	10 pieces	302-015-00	x
	tomas®-power arm, round (crimping tube, with wire, round)	10 pieces	302-019-00	x
	tomas®-crimp hook upper left/lower right (crimping hook, left)	10 pieces	302-020-00	x
	tomas®-crimp hook upper right/lower left (crimping hook, right)	10 pieces	302-020-10	x
	tomas®-aligner hook upper left/lower right (bonding hook, left)	10 pieces	302-021-00	x
	tomas®-aligner hook upper right/lower left (bonding hook, right)	10 pieces	302-021-10	x

amda® distalization appliance

Figure	Description	Quantity	REF	starter set
	amda® telescope	2 pieces	607-181-02	x
	amda® telescope	10 pieces	607-181-10	
	amda® connector, left, 7 mm	10 pieces	607-182-07	
	amda® connector, right, 7 mm	10 pieces	607-183-07	
	amda® connector, left, 10 mm	10 pieces	607-182-10	
	amda® connector, right, 10 mm	10 pieces	607-183-10	
	amda® connector, left, 13 mm	10 pieces	607-182-13	
	amda® connector, right, 13 mm	10 pieces	607-183-13	
	amda® connector, pair 7 mm	1 pair	607-184-07	x
	amda® connector, pair 10 mm	1 pair	607-184-10	x
	amda® connector, pair 13 mm	1 pair	607-184-13	x
	amda® palatal arch (incl. 2 x tomas®- abutment EP, REF 302-027-00)	1 piece	607-185-01	x
	amda® palatal arch (incl. 2 x tomas®- abutment EP, REF 302-027-00)	10 pieces	607-185-10	
	Hexagon socket key 0.9	1 piece	607-129-00	x



Share experience.

Share passion.

Share www.dentaurum.de/tomas.

Available on the internet:

- Case studies
- Video sequences
- Overview of all components
- Current advertising material

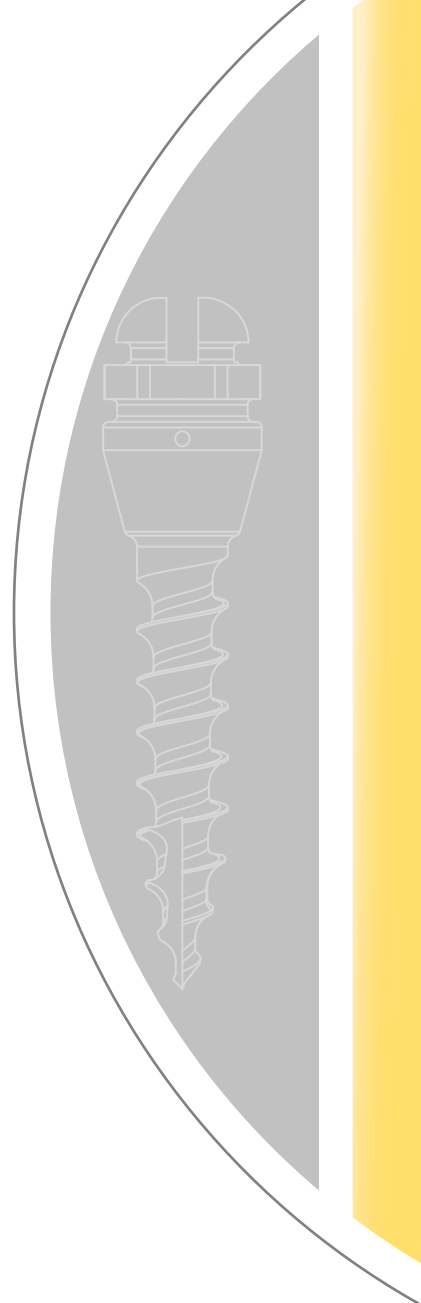
tomas® bibliography

The manual.	DE	REF 989-631-10
Implementation steps from insertion to coupling	EN	REF 989-631-20
	FR	REF 989-631-30
	ES	REF 989-631-40

The tomas® manual contains clear illustrations of all steps - from insertion to coupling. Discover tomas® and its possible applications online at www.dentaurum.de/tomas. Here you will find not only an overview of the components and indications, but also case studies and video sequences showing you how to get the results you require quickly and easily using tomas® components.

SHARE MEDIA & MORE...





CONTACT
DENTAURUM

Dentaurum GmbH & Co. KG



Turnstr. 31
75228 Ispringen · Germany



info@dentaurum.com
www.dentaurum.com



Telephone +49 72 31/803-0



ONLINE SHOP
SHOP.DENTAURUM.COM