



DIGITAL IMPLANTOLOGY.

Complete solution for your CAD/CAM process.



tiologic® DIGITAL.



3shape 

PLANNING.

SCAN.



tiologic[®] DIGITAL. from Dentaureum Implants provides a coordinated complete solution for CAD/CAM processes on tiologic[®] implants.

The product range includes all data and original components for the fabrication of customized, one-piece abutments, hybrid abutments as well as bar and bridge restorations with CAD/CAM technology using certified materials "MADE IN GERMANY – MADE BY DENTAURUM".



MATERIAL.

DESIGN.

MANUFACTURE.

SERVICE

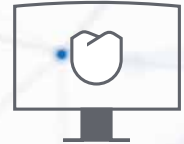
Implant planning.



Scan



Plan



Model

Navigated implantology offers your patients more comfort.

You can achieve a procedure for implant treatment in your practice that is coordinated and extensive using the 3shape Implant Studio software. From prosthetic-driven implant planning to the construction and manufacture of drilling templates on site: Implant Studio will help you and your team to achieve treatment results that are predictable, aesthetic and functional.

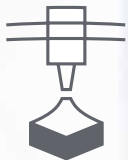


You already have planning software?

The implant systems from Dentaaurum Implants are stored with leading planning software manufacturers:

www.dentaaurum.de/deu/3d-op-planung-32823.aspx





Print



Cooperate



Deliver

Your advantages.

More comfort for your patients thanks to improved treatment methods and fewer appointments.

Higher profitability thanks to shorter treatment times and economical manufacturing possibilities on site.

Better coordination of your implant workflow thanks to reliable, time-saving, prosthetic-driven implant planning and template-guided surgery as well as problem-free transfer of your order to your partner.



Template-guided implant insertion.


pOsition for tioLogic® is a template-guided surgical system used for positioning tioLogic® implants in the jaw with the aid of coordinated 3D implant planning software and a surgical stent.

Planned reliable implant placement.

Modern 3D imaging techniques such as CT and CBCT enable the implantologist to identify existing structures three-dimensionally in the jaw prior to surgery and to coordinate the course of treatment accordingly. Implants can be positioned virtually with this imaging technique using 3D implant planning software, so that reliable template-guided surgery as well as functional and aesthetic prosthetic treatment are then possible.




Gentle preparation.



Precise fit.



Minimally invasive implant placement.



Intra-oral scanner.



5 reasons that speak in favor of digital impression-taking:



More patient comfort and higher satisfaction.



Digital precision and avoidance of manual errors.



Easy impression-taking with no need for retakes.



Time-saving, allowing more treatments.



Cost-saving for material and shipping.

Learn all about the complete portfolio of TRIOS intra-oral scanners

Regardless of whether you are new to digital technologies or if your practice is already fully digital, with TRIOS, you can "go beyond" by extending your services, thereby offering excellent patient care, for example by connecting directly to Invisalign®* (TRIOS 3).



3shape TRIOS 3



3shape TRIOS 4

* Invisalign® is a registered trademark of Align Technology, Inc., USA.



5 reasons in favor of TRIOS:

- Excellent scan technologies.
- Natural colors.
- Flexible hardware configurations.
- Software for analysis and treatment planning.
- Unproblematic exchange of work with laboratories.

The right choice for each dental practice.
Different TRIOS models for your individual requirements.



3shape TRIOS 5

Choice of material for the tioLogic® ST implant system.

Original components directly from the manufacturer.

Dentaurum is a materials specialist offering many different materials and components for every demand and for a variety of indications. There is a wide assortment of prosthetics products available to fabricate highly aesthetic restorations with the tioLogic® ST implant system.

CAD/CAM PreForms.

CAD/CAM PreForms for the manufacture of individual one-piece abutments. These can be manufactured both in-house and in one of the certified manufacturing centers.



CAD/CAM titanium bases.

CAD/CAM titanium bases for the manufacture of individual hybrid abutments. The design ensures a reliable, aesthetic bond with the ceramic mesostructure.



CAD/CAM titanium bases CEREC.

CAD/CAM titanium bases CEREC for the manufacture of individual hybrid abutments, especially coordinated for a workflow with the CEREC system.

Bar abutments.

Bar abutments in different gingival heights are available for bar restorations. These compensate implant divergences in order to create bar restorations that are free of tension.



Bridge abutments.

Bridge abutments in different gingival heights are available for bridge restorations. These compensate implant divergences in order to create bridge restorations that are free of tension.



AngleFix abutments.

AngleFix abutments for immediate restorations for edentulous patients with screw-retained bridges or bars.



Choice of material for the tioLogic® TWINFIT implant system.

Original components directly from the manufacturer.

Dentaurum is a materials specialist offering many different materials and components for every demand and for a variety of indications. The revolutionary Abutment Switch allows for maximum flexibility. All abutment components for the tioLogic® TWINFIT implant system are available with conical and platform connector geometry. Scan caps are made of titanium, allowing precise and safe impression-taking, both intra-orally and extra-orally. They can be prepared in the thermodisinfector. The new retaining screw has an improved thread design which ensures that it only engages when it interlocks correctly.

CAD/CAM PreForms.

CAD/CAM PreForms for the manufacture of individual one-piece abutments. These can be manufactured both in-house and in one of the certified manufacturing centers.



CAD/CAM titanium bases.

CAD/CAM titanium bases for the manufacture of individual hybrid abutments. The design ensures a reliable, aesthetic bond with the ceramic mesostructure.



4Base abutments for the complete, occlusally screw-retained segment.

The prosthetics assortment is complemented by the innovative 4Base system for screw-retained superstructures.

Advantages:

- Uniform interface facilitates prosthetic restoration
- Angulations up to 50° possible
- Avoids augmentative measures
- Shortens treatment time
- Angulated screw aperture possible



CAD/CAM titanium adhesive bases for bridges.

CAD/CAM titanium adhesive bases are suitable for adhesion in the case of multi-unit bridge restorations or full-arch restorations in the edentulous mandible or maxilla.


Angulated screw aperture.



The **angulated screw aperture** is the best solution for the entire segment that is occlusally screw-retained, both for 4Base and for hybrid constructions. This guarantees prosthetic results that are aesthetic and functional.

Advantages:

- Compensation of angulations up to 20° possible
- Discreet access in anterior region
- One screwdriver for all angulated screw apertures



CAD/CAM titanium bases.

CAD/CAM titanium bases for angulated screw apertures for the manufacture of individual hybrid abutments. The design ensures a reliable, aesthetic bond with the ceramic mesostructure.

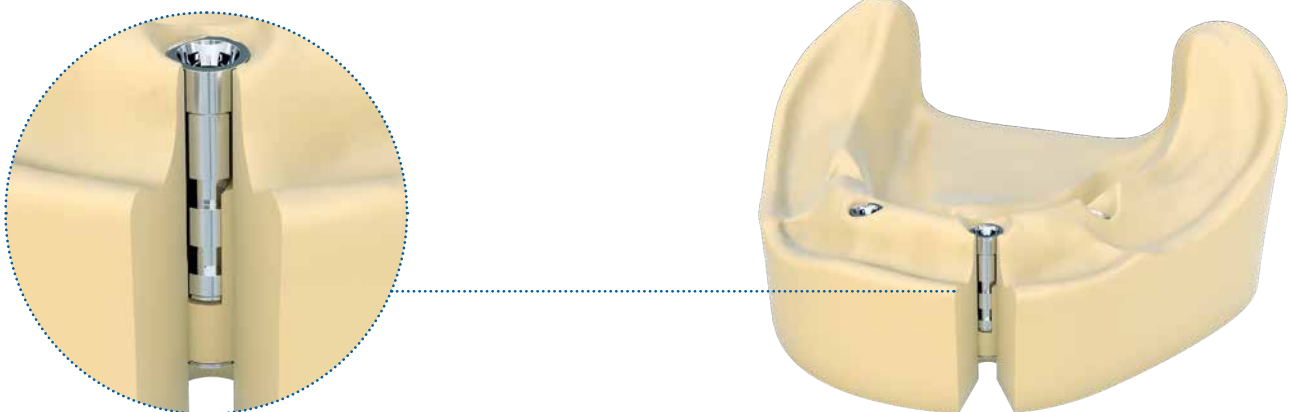
Laboratory implant for printed and cast models.

The **tiologic**® TWINFIT laboratory implant is suitable for digital and conventional fabrication methods for implant models.

The laboratory implant has been especially designed so that it can be fixed both in plaster and, in particular, in the cavities prepared on the printed model.

Advantages:

- Flexibility on material selection
- Can be used both for a conventional and a digital workflow
- Exact and easy positioning of the laboratory implant on the implant model
- Data sets are available for 3shape, exocad and dental wings



Design.



Data sets for all software providers.

At www.dentaurum.de/cadcam, Dentaurem Implants provides a download service for the tioLogic® CAD/CAM data sets for 3shape, dental wings and exocad, and integrates them into the respective software. The data sets were created and verified in collaboration with these manufacturers. The download begins after selection of the relevant software provider. It contains all of the data for each kind of restoration in one complete package:

- Individual one-piece abutments.
- Hybrid abutments.
- Bar and bridge restorations.
- Printed implant models



Certified manufacturing centers.

Mack Dentaltechnik GmbH

Dieselstraße 25 | 89160 Dornstadt, Germany | Tel. +49 73 48/2006-0

Email for orders and data sets: inbox@mack-dentaltechnik.de



white digital dental GmbH

F.-O.-Schimmel-Straße 7 | 09120 Chemnitz, Germany |

Tel. +49 371/5 20 49 75-0

Email for orders and data sets: job@mywhite.de



InduDent AG

Obere Kaiserswerther Str. 17 | 47249 Duisburg, Germany |

Tel. +49 203/7691-265

Order portal for data upload:

www.indudent.de/content/auftrag



Making good use of synergies.

Many Dentaurem products can be combined with one another very efficiently.

Both ceraMotion® One Touch and ceraMotion® Zr veneering ceramics harmonize perfectly with lithium disilicate and zirconium oxide. The ceraMotion® veneering ceramic was especially developed for the remanium® star and rematitan® alloy and guarantees a high level of bonding strength.

A whole range of aesthetic, all-ceramic framework materials is available with the large selection of ceraMotion® Z zirconium oxide blanks and ceraMotion® LiSi press ceramics.



Prosthetic work from master dental technician Waldemar Fritzler, Geeste, Germany.



The right material for all applications:

Material	Framework material	Finishing pastes	Veneering ceramics
Lithium disilicate	ceraMOTION [®] LiSi	ceraMOTION [®] One Touch	ceraMOTION [®] Zr
Zirconium oxide	ceraMOTION [®] Z		
Non-precious alloys	remanium [®] star <ul style="list-style-type: none"> ■ Casting ■ Milling ■ Laser melting SEM 	-	ceraMOTION [®] Me
Titanium	rematitan [®] <ul style="list-style-type: none"> ■ Casting ■ Milling ■ Laser melting 	-	ceraMOTION [®] Ti

Dentaurum

Germany | Benelux | España | France | Italia | Switzerland | Australia | Canada | USA
and in more than 130 countries worldwide.



DENTAURUM
QUALITY
WORLDWIDE
UNIQUE

	www.dentaurum.com		

Date of information: 2023-02
Subject to modifications



Turnstr. 31 | 75228 Ispringen | Germany | Phone +49 72 31/803-0 | Fax +49 72 31/803-295
www.dentaurum-implants.com | info@dentaurum-implants.com